



Australian
Air League

ABN: 56 805 308 832

2016

AUSTRALIAN AIR LEAGUE

REVIEW DIGEST

BALLARAT REGIONAL SOCCER FACILITY
PLEASANT STREET, REDAN, (BALLARAT) VICTORIA

1 OCTOBER 2016



<http://aalreview.airleague.com.au>

CONTENTS

Message from the Chief Commissioner	4
Introduction	5
Timetable.....	5
General Information	6
2.0 Dress	6
3.0 Duty of Care to Members	6
4.0 Non Smoking Event	6
5.0 Duty Group	6
6.0 Results	7
7.0 Canteen.....	7
8.0 Requests for Further Information	7
FIELD AND SOLO COMPETITIONS	8
Field Competitions.....	9
9.0 Competition Areas.....	9
10.0 General Conditions of Entry to Field Competitions	9
11.0 Examples of Competition Eligibility	10
12.0 Squadron Section Drill	12
13.0 Junior Section Drill	13
14.0 Wing Section Drill	14
15.0 Officer Section Drill	14
16.0 Flight Drill	15
17.0 Flag Party Drill.....	17
18.0 Band Drill.....	19
Solo Music Competitions	21
19.0 Solo Competitions - General	21
20.0 Solo Snare Drum Requirements	21
21.0 Solo Tenor Drum Requirements	22
22.0 Solo Bugle Requirements	22
BALL GAMES COMPETITION.....	23
Ball Games	24
23.0 General Conditions	24
24.0 Ball Games Rules and Procedures	25
EDUCATION COMPETITIONS.....	28
25.0 Introduction.....	29
26.0 Education Competition Staff.....	29
Squadron Education Display.....	29
27.0 Education Display Conditions and Judging.....	29
Modelling	31
28.0 Competition Categories.....	31
29.0 General Conditions of Entry	32
30.0 Kites	33
31.0 Plastic Modelling – Aircraft 1/72 Scale (and smaller) and 1/48 Scale (and larger) Competitions	33
32.0 Plastic Modelling – Open Space Vehicles (Actual), Ships, Cars, Armour Vehicles, Science Fiction etc.	34
33.0 Plastic Modelling – Group Build 1/72 Scale Supermarine Spitfire	35
34.0 Diorama Modelling Aircraft and Associated Equipment only	36

Education Essay	37
35.0 Education Essay Conditions and Judging.....	37
Examination Competitions	39
36.0 Examination Competitions Conditions	39
AIR ACTIVITIES COMPETITIONS	40
Balsa Model Flight Competition.....	41
37.0 Balsa Model Flight Competition Conditions	41
Aircraft Recognition Competition.....	43
38.0 Aircraft Recognition Competition Conditions and Entries	43
Drone Flying Competition.....	44
39.0 Drone Flying Competition Conditions	44
AFTERNOON PARADE	46
Afternoon Parade	47
40.0 Afternoon Review Staff	47
41.0 Dress.....	47
42.0 Duty of Care to Members	47
43.0 Afternoon Review Competition Entries	47
44.0 Afternoon Review Competition Requirements	47
45.0 Afternoon Parade Order.....	49
46.0 Afternoon Parade Procedure	49
Appendix A – Field Competitions Map.....	51
2016 AAL REVIEW FIELD COMPETITIONS ENTRY FORM.....	52
2016 AAL AFTERNOON PARADE ENTRY FORM	53
2016 AAL REVIEW SOLO MUSIC COMPETITIONS ENTRY FORM	54
2016 AAL REVIEW EDUCATION DISPLAY & ESSAY ENTRY FORM	56
2016 AAL REVIEW - MODELLING ENTRY FORM	57

Message from the Chief Commissioner

I am pleased to be able to extend to all of our members, their families and friends to join with the League in competition at the Australian Air League Review to be conducted at the Ballarat Regional Soccer Facility located at Morshead Park, 900 Pleasant Street, Redan, Victoria 3350.

We last conducted our Review in Ballarat in 2004 at the City Oval.

This year the Review will be a one day event conducted on Saturday 1st October 2016.

In attendance will be members from a wide area ranging from Hervey Bay in Queensland to Adelaide in South Australia with a contingent of girls and boys from NSW and Victoria.

In an effort to assist in funding travel, again this year the Council of the Australian Air League Inc. is providing a subsidy of \$25 per League member for those who travel over 500 km to attend the Review.

We are conscious of members travelling a great distance and the need to make the event memorable and to have all as involved in activities as is possible. We have this year increased the non-field activities to include Aircraft Recognition, Balsa Model Flight and Drone Flying competitions. Our Cadet of the Year Advisory Group will be assisting with the running of these activities.

Those members, who have attended previous Reviews, will be well aware of the rewards of national competition and friendships made through attendance at an Australian Air League Review. To those who have not yet attended a Review, let me assure you that your attendance will leave you with wonderful memories. The benefits of attending an AAL Review cannot be discounted – they are invaluable.

I look forward with anticipation to the attendance of all our members at our 2016 Annual Review and whilst I know that it is not possible to have 100% attendance, if we aim high – individually and as co-ordinated Units - we may just succeed.

Good luck and best wishes to all.

Sincerely



Chief Comr. Ian Rickards, LM., DSA and Bar., MSA

Chief Commissioner

Saturday 4th June 2016

Introduction

- 1.1 The Australian Air League Review will be conducted on Saturday 1 October, 2016 at the Ballarat Regional Soccer Facility in Pleasant Street, Redan, (a suburb of Ballarat), Victoria.
- 1.2 **All Squadrons are invited to attend** and compete and to take part in the Afternoon Parade.
- 1.3 There will be three main streams of competitions for field – Boys, Girls and Mixed Gender. Every effort is being made to ensure that all personnel who attend have the opportunity to compete – no matter what the size of their squadron is. This is reflected in the rules for the individual competitions which can be found in the section [Field Competitions](#).
- 1.4 Units should note that a minimum standard of marking competitors applies. Consequently, individuals or units who find that they are the sole entrant in a competition will be declared the winner only if they reach the minimum standard required.

Timetable

- 1.5 0745 hrs Duty Group (Victoria) to report for duty
- 1.6 **0800 hrs All units to be present at the ground**
- 1.7 0815 hrs Judges Briefing
- 1.8 0830 hrs All Squadrons to prepare for competitions
- 1.9 **0830 hrs Solo Drumming and Bugle Competitions commence**
- 1.10 0830 hrs General Officers Briefing
- 1.11 0845 hrs Official Opening by the Chief Commissioner
- 1.12 0850 hrs Flag Rise
- 1.13 **0900 hrs Ball Games Competitions Commence**
- 1.14 **0920 hrs Field Competitions Commence**
- 1.15 1000 hrs Final entries and withdrawals for all competitions close
- 1.16 1300 hrs Band Competitions Commence**
- 1.17 **1300 hrs All Afternoon Parade Statements to be handed in**
- 1.18 **1430 hrs Afternoon Parade Forms Up**
- 1.19 1500 hrs Parade Marches On
- 1.20 1700 hrs Approximate Completion Time
- 1.21 **Timetable is subject to change on the day.** It is the responsibility of Squadron Officers to ensure that their competing units are at the correct place at the correct time. Close attention **must** be made to all public address announcements.

General Information

2.0 Dress

- 2.1 Members are required to wear full Australian Air League uniform as laid down in [Section 18](#) of the Australian Air League Manual.
- 2.2 Medals and Decorations must be worn for the afternoon parade. Name tags are not to be worn at any time during the day. Only medals and badges authorised by the Australian Air League, and for which the member has an authority card, are to be worn. Officers are to wear Tunics for the afternoon parade, except for officers from designated tropical squadrons.
- 2.3 Navy blue uniform jumpers are not to be worn during competitions or for the final parade but may be worn at all other times where required.
- 2.4 Membership Cards and Authority Cards must be carried by members for all rank, badges and medals that they wear.
- 2.5 Members are also reminded that when travelling to and from the Australian Air League Review that their uniforms must be full and correct.
- 2.6 Members not in full and correct uniform will not be allowed to compete or take part in the Afternoon Parade, in Field Competitions and in Solo Competitions. All Wing and Squadron OCs are expected to strictly enforce this directive.

3.0 Duty of Care to Members

- 3.1 It is the responsibility of all Squadron OCs to ensure that the members of their squadron are fit and well throughout the day. Members who are feeling ill should not be allowed to take part in competitions or the afternoon parade.
- 3.2 Squadron OCs are to ensure members are provided with adequate shade, refreshments and sun protection at this Review. Squadron OCs should refer to the Australian Air League's policy on sun protection ([AAL Manual Section 1, Para 4.0](#))
- 3.3 Any injured or ill members are to be immediately referred to the designated Review First Aid Officer.
- 3.4 Group Executive Commissioners will ensure Squadron OCs within their Group follow these directives.

4.0 Non Smoking Event

- 4.1 As per the Australian Air League's policy on smoking ([AAL Manual Section 1, Para 5.0](#)) the Australian Air League Review is a non-smoking event. All personnel are to strictly follow this directive. No person attending, including non-members, will be allowed to smoke within the grounds of the Ballarat Regional Soccer Facility.

5.0 Duty Group

- 5.1 The Duty Group is **Victoria**.
- 5.2 Victoria Group is to designate an officer as a duty officer who is to ensure adequate personnel are available and present for duty when rostered. The duty officer should contact the Federal Field Commissioner for further instructions.

6.0 Results

- 6.1 When finalised and available, all units taking part in the competitions will be given a summary of where they lost points in order that they may be corrected for future competitions.

7.0 Canteen

- 7.1 A canteen will be operating on the day. No units are permitted to sell food or refreshments other than the authorised canteen operators.
- 7.2 Units and individuals are also not permitted to sell other items, such as souvenirs or fund raise on the day without prior permission from the Federal Field Commissioner.

8.0 Requests for Further Information

- 8.1 Should any further information be required regarding the Australian Air League Review, please contact your Group Field Commissioner/Officer.

Visit the Australian Air League Review website at:

<http://aalreview.airleague.com.au>

For the latest news and updates

FIELD AND SOLO COMPETITIONS

Field Competitions

9.0 Competition Areas

- 9.1 The reporting tent for all competitions (solo and field) will be situated near the entrance to the main soccer pitch, south of the grandstand. Refer to [Appendix A](#), Field Competitions Map for more details.

10.0 General Conditions of Entry to Field Competitions

10.1 Gender Based Competitions

- 10.2 There will be three main categories of competitions:
- 10.3 Boys Competitions
- 10.4 Girls Competitions
- 10.5 Mixed Gender Competitions
- 10.6 Single gender squadrons can only compete in their gender category. That is, boys' squadrons can only compete in Boys' Competitions, girls' squadrons can only compete in Girls' Competitions.
- 10.7 Mixed gender squadrons have the choice of competing in Mixed Gender Competitions OR Boys and/or Girls Competitions. They cannot compete in both Mixed Gender and another boys and/or girls competition. However, if they compete in Mixed Gender Competitions, there must be at least one member taking part who is of the opposite gender.
- 10.8 See [Examples of Competition Eligibility](#) for examples of how squadrons can work out what category to compete in.

10.9 Squadrons Combining To Compete

- 10.10 Squadrons can combine in most competitions where they do not have enough numbers to compete in their own right. The only competition where squadrons cannot combine is Squadron Section Drill. Squadrons who need to combine with other squadrons compete in Wing Section Drill.

10.11 Age Limits

- 10.12 The following age restrictions apply for competitions:
- 10.13 Members competing as NCOs or cadets must be under the age of 18 as at 1 October 2016
- 10.14 Members 18 and over and under 19 as at 1 October 2016 may compete provided they are carrying the rank of Warrant Officer only and wearing cadet/NCO uniform with Warrant Officer epaulettes.
- 10.15 Members 19 years or older as at 1 October 2016 cannot compete.
- 10.16 Exceptions apply for Officer Section Drill, and Band Drill competitions – see sections [14.0](#), and [18.0](#) respectively for further details.
- 10.17 The allowance of Warrant Officers aged 18 to compete is to provide these members who have recently turned 18 to still take part in competitions. It is expected that units will still compete in the best possible spirit and not attempt to take advantage of these provisions unduly.

10.18 Uniform Requirements

- 10.19 Members competing in field competitions must be wearing full and correct Australian Air League uniform – see [2.0](#) above.

10.20 Membership Requirements

- 10.21 All members competing in field competitions must be current financial members of the Australian Air League. Members competing must have membership cards or proof of current membership (eg copy of receipt of joining fee).

10.22 Entry to Competitions

- 10.23 Squadrons wishing to enter field competitions must do so by completing the attached [Field Competitions Entry Form \(Form A\)](#) and forward to their Group Field Commissioner/Officer by **Saturday 3 September 2016**.

Group Field Commissioners/Officers will check and forward the relevant correct entry forms to the Federal Field Commissioner on or before **Saturday 10 September 2016**

10.24 Entry to Competition Areas

- 10.25 No Officer or NCO other than those in charge of or participating in the competing unit is allowed onto the competition area during the competitions without prior consent of competition staff or in an emergency. Squadron OCs are also to ensure that no other members (including parents, family and others associated with their squadron) are allowed onto the competition area. **This includes people taking photos/video of competing units on the competition area without prior authorisation.** Failure to do so may result in disqualification.

10.26 Communication with Judges

- 10.27 Only competition staff may communicate with judges. Units whose members and associates who do not adhere to this requirement are liable for disqualification.

10.28 Protests and Disqualifications

- 10.29 All protests must be lodged in **writing** with the Review Marshal within one hour of the completion of the concerned unit's competition. **No protest will be accepted after this time limit.**
- 10.30 Should a dispute arise over any decision, it will be referred to the Chief Marshal whose decision shall be FINAL.
- 10.31 **Any Unit found cheating or being in any other way dishonest may find they are disqualified from ALL competitions.** Dishonest behaviour includes, but is not limited to, fielding NCOs with incorrect rank, competitors competing below their age groups, fielding non-financial members in competitions and interfering with the running of competitions.
- 10.32 The Australian Air League relies on units' honesty and sense of fair play when entering competitions. Field Competition Staff on the day have the right to ask for proof of age, membership and/or rank where deemed necessary.

11.0 Examples of Competition Eligibility

11.1 Mixed Gender Squadron:

- 11.2 **Question:** My squadron is a mixed gender squadron and I have a large number of members attending. Can my squadron compete in all three categories for Section Drill (Boys, Girls and Mixed gender)?
- 11.3 **Answer:** **NO.** You can choose to compete in both the boys and girls competitions OR the mixed gender competition, but not all three.
- 11.4 **Question:** My squadron is a mixed gender squadron but only boys are attending. Can it compete in the Mixed Gender competition?
- 11.5 **Answer:** **NO.** You must compete in the Boys Competition. At least one member of the opposite gender must be in each entry of the mixed gender competition.

11.6 Single Gender Squadron:

11.7 **Question:** My squadron is a boys' only squadron. Can I choose to take part in the Mixed Gender Squadron competitions?

11.8 **Answer:** **NO.** Your squadron can only compete in the Boys Competitions. Likewise, girls' only squadrons can only compete in the Girls' Competitions.

11.9 Single Gender Squadron, Small Numbers Attending:

11.10 **Question:** My squadron is a boys' only squadron and only three members are attending the AAL Review. What competitions can they compete in?

11.11 **Answer:** They can compete in Wing Section, Junior Section, Flag Party and Flight competitions by combining with other squadrons from the same Group who also have insufficient numbers to compete in their own right in each boys' competition. If you are combining with another squadron, that squadron cannot compete either in another combined entry or in their own right in that competition. Note that because you are a boys' only squadron, you cannot combine with a girls' squadron to take part in the Mixed Gender competitions.

11.12 Mixed Gender Squadron, Small Numbers Attending:

11.13 **Question:** I have a mixed gender squadron, but only three boys and two girls are attending. What section drill competitions can I take part in?

11.14 **Answer:** Your squadron has two options:

A:

Your Boys can combine with three members from other squadrons, preferably from the same Wing in the Boys Wing Section Competition, and your two girls can combine with four girls from other squadrons, preferably from within the same Wing in Girls Wing Section Competition

OR

B:

Your members can combine with one member from another squadron, preferably from within the same Wing, in the Mixed Gender Wing Section Drill Competition.

Note: You can also compete in Junior Section, Officer Section, Flag Party and Flight competitions by combining with other squadrons, provided you meet the same conditions as above.

11.15 Groups without Wings:

11.16 **Question:** My Group does not have Wings and my squadron has less than six members competing. Can I compete in the Wing Section Drill competition?

11.17 **Answer:** **YES.** Although it is preferable that squadrons competing in Wing Section Drill are all from the same Wing, we recognise this is not practical in all situations.

11.18 Flight Drill:

11.19 **Question** My squadron is a boys' only squadron and has fifty members attending. How many flights can my squadron enter in flight drill?

11.20 **Answer:** You can enter a maximum of three flights based on the minimum number of 13 per flight per entry (total of 39) – see [Flight Drill](#). Note that if you enter one or more flights in the Flight Drill competition, you cannot combine with other squadrons with your extra members to compete again in Flight Drill.

12.0 Squadron Section Drill

- 12.1 All Squadrons may compete in Section Drill provided they have the correct complement.
- 12.2 All members competing must be under the age of 19 as at 1 October 2016. Members who are 18 years old must carry the rank of Warrant Officer. Members under the age of 18 must be an NCO or cadet.
- 12.3 All members in the Section must be from the same squadron.
- 12.4 Only one entry per Squadron is allowed.
- 12.5 This competition is open to Squadrons only.

12.6 Complement Requirements:

- 12.6.1 *Total Number:* **6** including NCO in charge. Sections must have the full complement of 6 otherwise they are deemed to be non-competitive.
- 12.6.2 *NCO in Charge:* Highest Rank permissible is Corporal. **See exception for Warrant Officers in [12.6.4](#).**
- 12.6.3 *Section Members:* Must have **5** Cadets or Leading Cadets and no Corporals in the section. If Leading Cadets are present in the section, a Leading Cadet must be the marker. No section member can out rank the NCO in charge. **See exception for Warrant Officers in [12.6.4](#).**
- 12.6.4 *Warrant Officers* Members aged 18 as at 1 October 2016 may compete in any position provided they are carrying the rank of Warrant Officer and in cadet/NCO uniform with Warrant Officer epaulettes. No other Warrant Officers may compete.

12.7 Section Drill Diagram

- 12.8 The following describes the orders and diagram to be used for Section Drill Competitions (Squadron, Junior, Wing and Officer Competitions). This information is in line with the [Australian Air League Manual, Section 12](#).

See also: http://manual.airleague.com.au/wiki/Section_Drill_Competition_Diagrams and [Section Drill Diagram 6](#) for a printable copy of the Diagram and orders

12.9 Fall in Orders

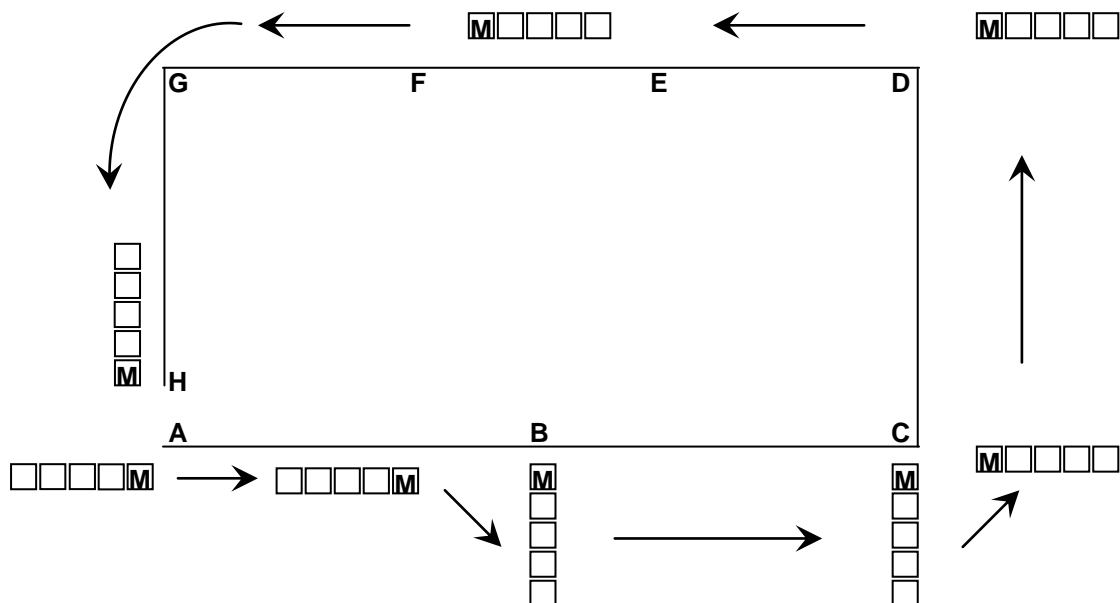
- 1. Section, On Parade
- 2. Marker, Fall In
- 3. Marker, Stand at Ease
- 4. Section, Fall In
- 5. Section, Attention
- 6. Section, Number
- 7. Section, Right Dress
- 8. No. ##, Move forward/Move to the rear, Steady
- 9. Section, Steady
- 10. Section, Eyes Front

12.10 Diagram 6 Orders

- A** Section, Quick March
- B** Section, On the Right, Form Section
- B** Forward
- C** Section, Change Direction Left, Left Form
- C** Forward
- D** Section, Move To the Left, Left Turn
- E** Section, Eyes Left
- F** Section, Eyes Front
- G** Section, Change Direction Left, Left Wheel
- H** Section, Halt

12.11 Diagram 6 – Section

Note: not to scale



13.0 Junior Section Drill

- 13.1 All Squadrons may compete in Junior Section Drill, provided they have the correct complement.
- 13.2 Where squadrons do not have sufficient numbers to compete in their own right, Squadrons may combine up to a maximum of three. Squadrons who combine are not allowed to field members in any other competing Junior Section.
- 13.3 All members competing must be under the age of 12 as at 1 October 2016.
- 13.4 Squadrons may enter two junior sections. If a Squadron is entering two junior sections they must follow the conditions set out at Section 13.5.

13.5 Extra Conditions for Squadrons Entering Two Junior Sections:

- 13.5.1 No member may compete in more than one junior section.
- 13.5.2 Both junior sections from the squadron must present themselves at the same time to the competition marshal/s.
- 13.5.3 The total number of junior sections that a Squadron intends to enter must be placed on the [Field Competitions Entry Form \(Form A\)](#).

13.6 Complement Requirements:

- 13.6.1 *Total Number:* **6** including NCO in charge. Junior Sections must have the full complement of 6 otherwise they are deemed to be non-competitive.
- 13.6.2 *NCO in Charge:* Highest Rank permissible is Corporal.
- 13.6.3 *Section Members:* Must have **5** Cadets or Leading Cadets and no Corporals in the section. If Leading Cadets are present in the section, a Leading Cadet must be the marker. No section member can out rank the NCO in charge.

13.7 Junior Section Drill Diagram

13.8 Refer to sections [12.7 to 12.11](#) for details of the section diagram and orders.

14.0 Wing Section Drill

- 14.1 This competition is primarily for Squadrons who do not have enough members to compete in Squadron Section Drill in their own right. Sections taking part in this competition must be composed of at least two squadrons. Squadrons should be from the same Wing. Where this is not feasible, squadrons may combine with any other squadron from the same Group.
- 14.2 Squadrons who have competed in Squadron Section Drill are not permitted to enter Wing Section Drill.
- 14.3 All members competing must be under the age of 19 as at 1 October 2016. Members who are 18 years old must carry the rank of Warrant Officer. Members under the age of 18 must be an NCO or cadet.
- 14.4 Where an entry from a Wing has been made, only one entry per Wing is allowed.

14.5 Complement Requirements:

- 14.5.1 *Total Number:* **6** including NCO in charge. Sections must have the full complement of 6 otherwise they are deemed to be non-competitive.
- 14.5.2 *NCO in Charge:* Highest Rank permissible is Corporal. **See exception for Warrant Officers in [14.5.4](#).**
- 14.5.3 *Section Members:* Must have **5** Cadets or Leading Cadets and no Corporals in the section. If Leading Cadets are present in the section, a Leading Cadet must be the marker. No section member can out rank the NCO in charge. **See exception for Warrant Officers in [14.5.4](#).**
- 14.5.4 *Warrant Officers* Members aged 18 as at 1 October 2016 may compete in any position provided they are carrying the rank of Warrant Officer and in cadet/NCO uniform with Warrant Officer epaulettes. No other Warrant Officers may compete.

14.6 Wing Section Drill Diagram

- 14.7 Refer to Sections [12.7 to 12.11](#) for details of the section diagram and orders.

15.0 Officer Section Drill

- 15.1 Each Group may enter one section in Officer Section Drill.
- 15.2 Only one entry per Group is allowed.
- 15.3 Note there is only one competition for Officer Section Drill.

15.4 Complement Requirements:

- 15.4.1 *Total Number:* **6** including Officer in charge. Sections must have the full complement of 6 otherwise they are deemed to be non-competitive.
- 15.4.2 *Section Members:* May be Officers, Warrant Officers or Trainee Officers.

15.5 Officer Section Drill Diagram

- 15.6 Refer to sections [12.7 to 12.11](#) for details of the section diagram and orders.

16.0 Flight Drill

- 16.1 All Squadrons may compete in Flight Drill provided they have the correct complement.
- 16.2 All members competing must be under the age of 19 as at 1 October 2016. Members who are 18 years old must carry the rank of Warrant Officer. Members under the age of 18 must be an NCO or cadet.
- 16.3 Where squadrons do not have sufficient numbers to compete in their own right, they may combine with up to two other squadrons from their Group. Squadrons who combine are not allowed to field members in any other competing Flight.
- 16.4 Squadrons may enter more than one flight. If a Squadron is entering more than one flight they must follow the conditions set out at Section 16.5.

16.5 Extra Conditions for Squadrons entering more than one flight:

- 16.5.1 No member may compete in more than one flight.
- 16.5.2 All flights from the squadron must present themselves at the same time to the competition marshal/s.
- 16.5.3 The total number of flights that a Squadron intends to enter must be placed on the [Field Competitions Entry Form \(Form A\)](#).

16.6 Complement Requirements for each Flight entered:

- 16.6.1 *Total Number:* **MAXIMUM – 19** (including NCO in charge)
MINIMUM – 13 (including NCO in charge). One point will be deducted for each member short of the full complement of 19. Flights with less than 13 members are deemed to be non-competitive.
- 16.6.2 *NCO in Charge:* Highest rank permissible is Sergeant, EXCEPT where there is a Squadron Sergeant in the squadron/s but no Sergeants in attendance, the Squadron Sergeant is permitted to take the flight. **See exception for Warrant Officers in [16.6.5](#).**
- 16.6.3 *Markers:* No marker may out rank the NCO in charge. Highest permissible rank is Corporal. **See exception for Warrant Officers in [16.6.5](#).**
- 16.6.4 *Flight Members: (Other than markers)* Minimum is 9, maximum is 15. No flight member may out rank the NCO in charge or the markers. A maximum of 15 Leading Cadets or Cadets may be in the remainder of the flight. **See exception for Warrant Officers in [16.6.5](#).**
- 16.6.5 *Warrant Officers* Members aged 18 as at 1 October 2016 may compete in any position provided they are carrying the rank of Warrant Officer and in cadet/NCO uniform with Warrant Officer epaulettes. No other Warrant Officers may compete.

16.7 Flight Drill Diagram

- 16.8 The following describes the orders and diagram to be used for the Flight Drill Competition. This information is in line with the [Australian Air League Manual, Section 14](#).

See also: http://manual.airleague.com.au/wiki/Flight_Drill_Competition_Diagrams and See and [Flight Drill Diagram 6](#) for a printable copy of the Diagram and orders

16.9

16.10 Fall in Orders

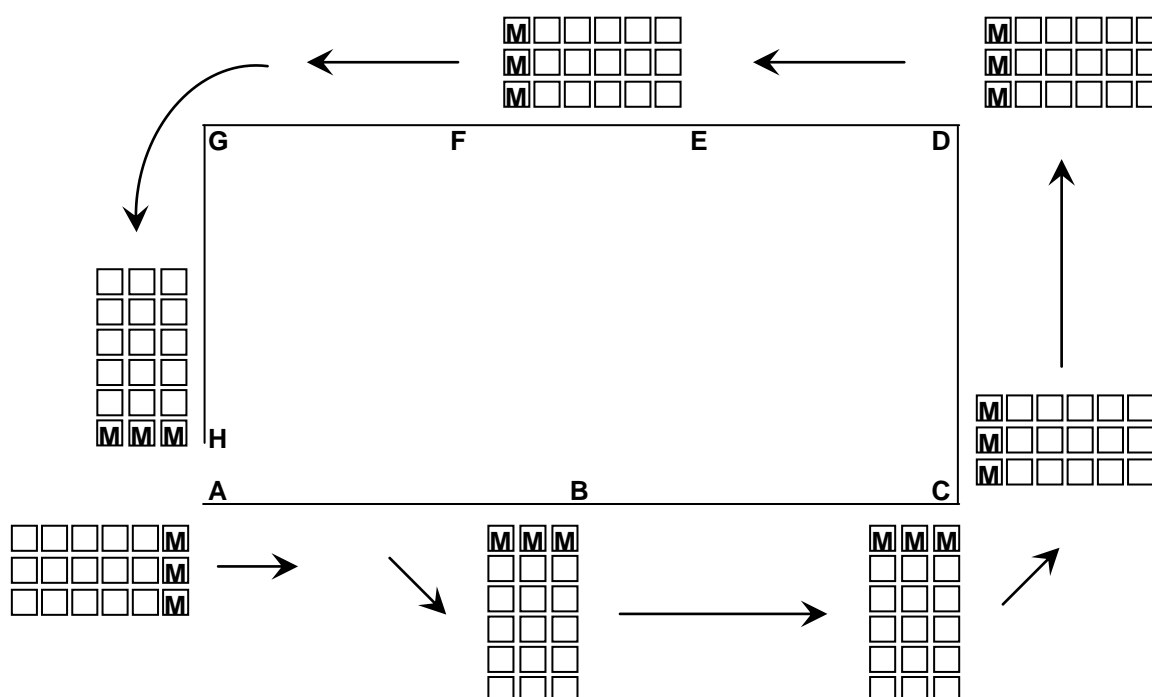
- | | |
|---|--|
| 1. Flight on Parade | 11. No. #, Move forward/Move to the rear, Steady |
| 2. Markers Fall In | 12. B Section Steady |
| 3. Markers Cover Off | 13. No. #, Move forward/Move to the rear, Steady |
| 4. Markers Stand at Ease | 14. C Section Steady |
| 5. Flight Fall In | 15. Flight Steady |
| 6. Flight Attention | 16. Flight Eyes Front |
| 7. Flight Number | 17. Flight Open Order March |
| 8. Flight Right Dress | 18. Flight Close Order March |
| 9. No. #, Move forward/Move to the rear, Steady | |
| 10. A Section Steady | |

16.11 Diagram 6 Orders

- | | |
|---|--|
| A Flight, By the Left, Quick March | D Flight, Move To the Left, Left Turn |
| B Flight, On the Right, Right Form | E Flight, Eyes Left |
| B Forward | F Flight, Eyes Front |
| C Flight, Change Direction Left, Left Form | G Flight, Change Direction Left, Left Wheel |
| C Forward | H Flight, Halt |

16.12 Diagram 6 – Flight

Note: not to scale



17.0 Flag Party Drill

- 17.1 All squadrons may compete in Flag Party Drill, provided they have the correct complement.
- 17.2 All members competing must be under the age of 19 as at 1 October 2016. Members who are 18 years old must carry the rank of Warrant Officer. Members under the age of 18 must be an NCO or cadet.
- 17.3 Where squadrons do not have sufficient numbers to compete in their own right, they may combine with up to two other squadrons from their Group. Squadrons who combine are not allowed to field members in any other competing Flag Party.

17.4 Complement Requirements:

- 17.4.1 *Total Number:* **7** (including NCO in charge). Flag Parties must have the full complement for a Flag Party with 3 flags and 3 escorts.
- 17.4.2 *NCO in Charge:* Highest rank permissible is Sergeant, EXCEPT where there is a Squadron Sergeant in the squadron/s but no Sergeants in attendance, the Squadron Sergeant is permitted to take the flag party. **See exception for Warrant Officers in 17.4.5.**
- 17.4.3 *Bearers:* **3.** Highest permissible rank is Corporal. No bearer may out rank the NCO in charge. **See exception for Warrant Officers in 17.4.5.**
- 17.4.4 *Escorts:* **3.** Highest permissible rank is Leading Cadet. No escort may outrank a bearer or the NCO in charge **See exception for Warrant Officers in 17.4.5.**
- 17.4.5 *Warrant Officers* Members aged 18 as at 1 October 2016 may compete in any position provided they are carrying the rank of Warrant Officer and in cadet/NCO uniform with Warrant Officer epaulettes. No other Warrant Officers may compete.

17.5 Flag Party Drill Diagram

- 17.6 The following describes the orders and diagram to be used for the Flag Drill Competition. This information is in line with the [Australian Air League Manual, Section 13](#).

See also: http://manual.airleague.com.au/wiki/Flag_Drill_Competition_Diagrams and [Flag Party Drill Diagram 6](#) for a printable copy of the Diagram and orders

17.7

17.8 Fall in Orders

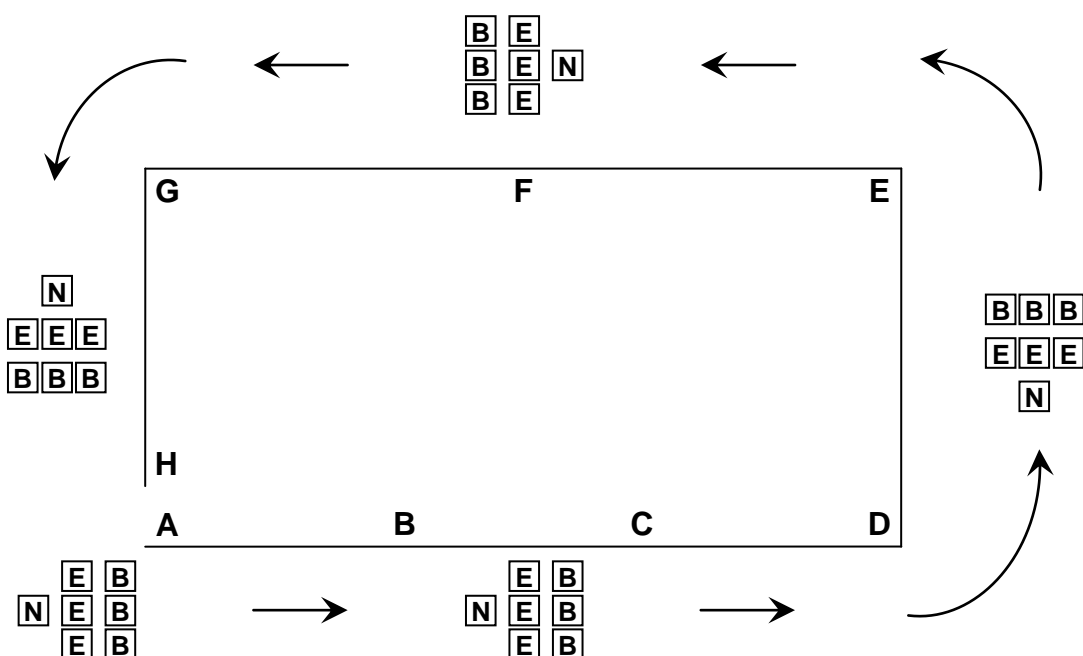
- | | |
|---|-------------------------------|
| 1. Flag Party Prepare to Fall In | 9. Escorts Steady |
| 2. Flag Party, Bearers, Fall In | 10. Flag Party Steady |
| 3. Flag Party, Escorts on the Bearers, Fall In | 11. Flag Party, Eyes Front |
| 4. Bearers, Slope Flags | 12. Bearers, Order Flags |
| 5. Flag Party, Right Dress | 13. Flag Party, Stand at Ease |
| 6. No. #, Move forward/Move to the rear, Steady | 14. Flag Party Attention |
| 7. Bearers Steady | 15. Bearers, Carry Flags |
| 8. No. #, Move forward/Move to the rear, Steady | 16. Bearers, Slope Flags |

17.9 Diagram 6 Orders

- A** Flag Party Carry Flags
- A** Flag Party, By the Left, Quick March
- B** Flag Party, General Salute
- C** Flag Party, Carry Flags
- D** Flag Party, Change Direction Left, Left Wheel
- E** Flag Party, Change Direction Left, Left Wheel
- F** Flag Party, Slope Flags
- G** Flag Party, Change Direction Left, Left Wheel
- H** Flag Party Halt
- H** Flag Party Order Flags

17.10 Diagram 6 – Flag Party

Note: not to scale



18.0 Band Drill

18.1 The compulsory tune for 2016 is [Bugle March 12 "Platburg"](#).

18.2 Only one band per unit is allowed to compete.

18.3 This competition is open to Squadron and Wing bands only.

18.4 Wing Band Requirements:

18.4.1 Wing bands must meet the criteria as set out in the [AAL Manual Section 20, paras 13.0 to 13.5](#) in order to be competitive.

18.4.2 Wing bands must not consist of an over-representation of members from any one squadron. No more than one third of the overall Combined Band compliment shall be made up from any one squadron.

18.4.3 If required, players who have already competed with their respective Squadron Band may be included in the Wing band so long as the proportion of contributor players from that Squadron does not exceed one third of the overall Wing Band compliment.

18.4.4 If a Wing Band consists of only two squadrons, the ratio of player compliment will be determined by the Review Marshall.

18.5 Complement Requirements:

18.5.1 Total Number: **MAXIMUM – 24.** (1 Drum Major, 23 Players).
MINIMUM – 10. (1 Drum Major, 9 Players). One point will be **added** for each member over the complement of 10. Bands with less than 10 members are deemed to be non-competitive.

18.6 Music Requirements:

18.6.1 Bands will play one fixed piece of music which shall be the tune [Bugle March 12 "Platburg"](#) and one free choice piece. The fixed piece is to be played twice on the march. The first time on commencing manoeuvres and the second time so that the tune will be completed at the conclusion of the manoeuvres. The band shall come to a halt when the front rank of the Band is in line with the last marker. Upon the front rank of the Band reaching the last marker, the Band may mark time and or halt on the Drum Majors signal and continue to play to the end of the tune.

18.6.2 Alternatively, upon the front rank of the Band reaching the last marker, the Band shall immediately "crash halt" on the Drum Major's signal.

18.6.3 After the Band has come to the Halt and completed the fixed piece, the Drum Major will give the order for the Band to play its free choice. During the playing of the free choice, the Band is not required to remain at the halt and may change formation.

18.6.4 Music for Salutes shall not be played during the competition. (eg General Salute or Last Post).

18.7 Drum Major Requirements:

18.7.1 To be eligible for the Drum Major competition, the Drum Major must be under the age of 18 as at 1 October 2016 provided they are an NCO or cadet, **OR** if aged 18 as at 1 October 2016 be carrying the rank of Warrant Officer. Other Warrant Officers, Trainee Officers, Officers or other cadets and NCOs aged 19 and over as at 1 October 2016 will be deemed non-competitive as a Drum Major.

18.8 Band Drill Diagram

- 18.9 The following describes the orders and diagram to be used for the Band Drill Competition. This information is in line with of the [Australian Air League Manual, Section 20](#).

See also http://manual.airleague.com.au/wiki/Band_Competitions and [Band Drill Diagram 6](#) for a printable copy of the Diagram and orders

18.10 Fall In Orders

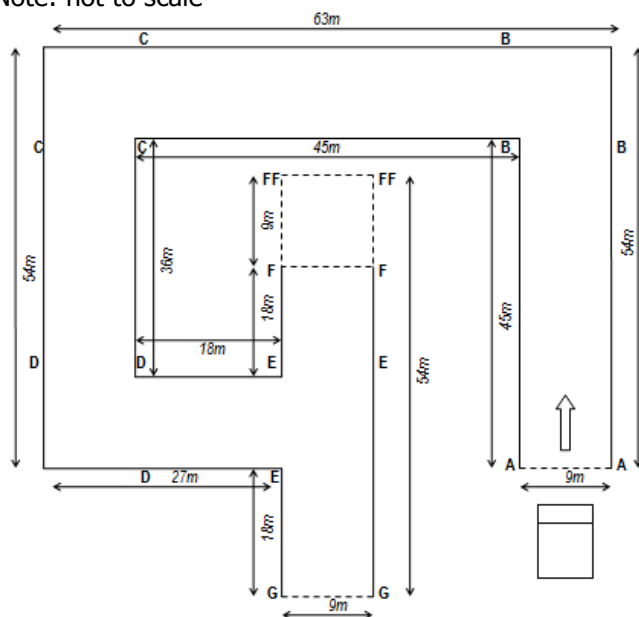
1. Band, On Parade
2. Marker, Fall In
3. Band, Fall In
4. Band, Right Dress
5. *(Snare, Tenor, etc.)* No. #, Move forward/Move to the rear, Steady
6. *(A/B/C etc.)* Section, Steady
7. Repeat steps 5 and 6 as necessary
8. Band, Eyes Front
9. *(Snare, Tenor, etc.)* No. #, Move to your Right/Move to your Left, Steady
10. *(A/B/C etc.)* File, Steady
11. Repeat steps 9 and 10 as necessary
12. Band, Steady
13. Band, Stand at Ease
14. Band, Stand Easy

18.11 Diagram 6 Orders

- A** Quick March
- B** Left Wheel
- C** Left Wheel
- D** Left Wheel
- E** Left Wheel
- FF** Circular Counter March
- F** Forward
- G** Halt
- Free Choice

18.12 Diagram 6 – Band Drill

Note: not to scale



Solo Music Competitions

19.0 Solo Competitions - General

19.1 Solo Competitions are as follows:

19.1.1 **Snare Drum:** Junior (Ages 8 to 11)
Cadet (Ages 12 to 15)
Senior (Ages 16 to 17)
Open (18 and over)

19.1.2 **Tenor Drum:** Junior (Ages 8 to 11)
Cadet (Ages 12 to 15)
Senior (Ages 16 to 17)
Open (18 and over)

19.1.3 **Bugle:** Junior (Ages 8 to 11)
Cadet (Ages 12 to 15)
Senior (Ages 16 to 17)
Open (18 and over)

19.2 **Ages**

Ages are as at 1 October 2016. All members must compete within their age group regardless of rank.

19.3 Separate competitions will be run for boys and girls.

19.4 **Entry Forms**

All members wishing to compete must be included on the attached [Solo Competitions Entry Form](#) (**Form C**).

19.5 **Entry Form Cut Off Date**

Entry forms must be in the possession of your Group Field Commissioner/Officer by **Saturday 3 September 2016**.

Group Field Commissioners/Officers will check and forward the relevant correct entry forms to the Federal Field Commissioner on or before **Saturday 10 September 2016**

19.6 **Start Time and Other Information**

Solo competitions will commence at 0830 hours, and it is the responsibility of individual Squadrons to ensure Soloists have completed their entries so as to participate in the Field Diagrams. Please note Field competitions will not be delayed for members participating in solo competitions.

20.0 Solo Snare Drum Requirements

20.1 Competitors in the Solo Snare Drum competition shall be required to play a two 3 beat roll introduction and then play the compulsory tune [Bugle March 12 "Platburg"](#).

20.2 At the conclusion of the compulsory tune, and on the Judge's instruction, the competitor shall play a free choice piece tune. With the exception of General Salute and Last Post, this tune may be played at the discretion of the competitor.

20.3 Musical performance played during a free choice piece tune can be as creative as the competitor wishes.

21.0 Solo Tenor Drum Requirements

- 21.1 Competitors in the Solo Tenor Drum competition shall be required to play the compulsory tune [Bugle March 12 "Platburg"](#).
- 21.2 At the conclusion of the compulsory tune, and on the Judge's instruction, the competitor shall play a free choice piece tune. With the exception of General Salute and Last Post, this tune may be played at the discretion of the competitor.
- 21.3 Musical performance played during a free choice piece tune can be as creative as the competitor wishes.
- 21.4 Competitors must be accompanied by at least 1 but not more than 2 accompanying snare drummers. Competitors must provide their own accompaniment.

22.0 Solo Bugle Requirements

- 22.1 Competitors in the Solo Tenor Drum competition shall be required to play the compulsory tune [Bugle March 12 "Platburg"](#).
- 22.2 At the conclusion of the compulsory tune, and on the Judge's instruction, the competitor shall play a free choice piece tune. With the exception of General Salute and Last Post, this tune may be played at the discretion of the competitor.
- 22.3 Musical performance played during a free choice piece tune can be as creative as the competitor wishes.

BALL GAMES COMPETITION

Ball Games

23.0 General Conditions

23.1 Each Group may enter a team to compete in separate Boys and Girls ball games competitions. The Ball Games Competitions shall be conducted in accordance with the [Australian Air League Manual, Section 24](#).

23.2 Each team shall consist of eight (8) members who shall be under the age of eighteen (18) years. Teams will be all male or all female. Teams must be dressed in Physical Education attire in accordance with Section 18 of the Australian Air League Manual. AAL uniform shall not be worn in substitution of Physical Education attire. All members of a team shall be dressed the same. Any team not dressed in accordance with these conditions shall not be permitted to take part in the competition. The ball to be used for each game as nominated shall be as follows:

23.3 Medicine Ball:

23.4 Medicine balls used in AAL physical activities competitions shall weigh at least 2.25 kilograms. No restrictions shall apply to the circumference of medicine balls. A medicine ball is used in the second game (Game Number Six - Under and Over Relay) and the third game (Game Number One - Tunnel Ball).

23.5 Basketball:

23.6 Basketballs used in AAL physical activities competitions shall be a regulation competition ball 76.25 cm in circumference. A basketball is used in the first game (Game Number Two - Run and Throw Back Relay).

23.7 Procedure:

23.8 All commands shall be given by one (1) blow of a whistle from the competition official.

23.9 ***First Whistle:***

Team standing at attention on markers with team captains standing on the first markers as appropriate with the relevant ball at their feet.

23.10 ***Second Whistle:***

Teams assume the ready position appropriate to the particular game to be played.

23.11 ***Third Whistle:***

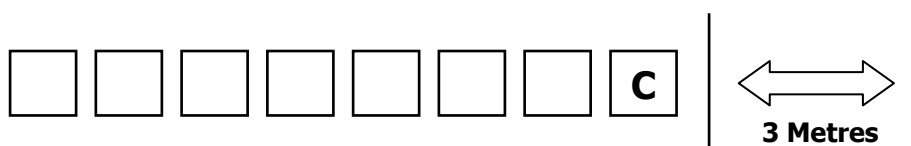
Game commences. If a false start has occurred, this will be indicated by two (2) rapid whistle blows. In such a circumstance the teams shall stop immediately and return to their original positions at which stage the competition shall commence again. All positions of team members will be indicated on the ground by means of markers. This will also be used as a line marker if the game requires the team members to move to a given point.

23.12 Movement off the markers will result in disqualification except if changing position due to rotation or where a game permits members to bunch up. Teams line up in single file on parallel lines to each other no closer than three (3) metres apart. Each team occupies one line. The lines are marked at intervals of one (1) metre from front to rear with the team captain on the first marker.

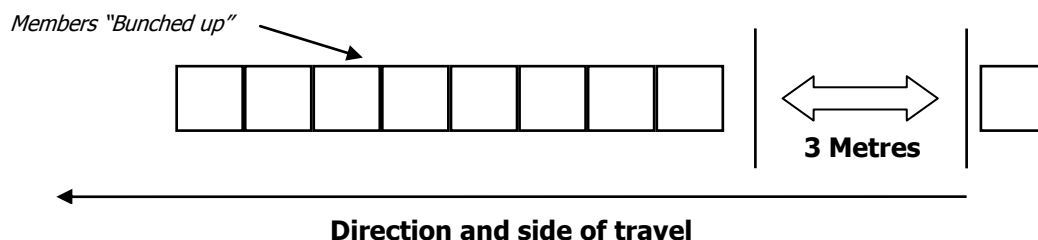
24.0 Ball Games Rules and Procedures

24.1 First Game –Game Number Two (2) Run and Throw Back Relay (Basketball)

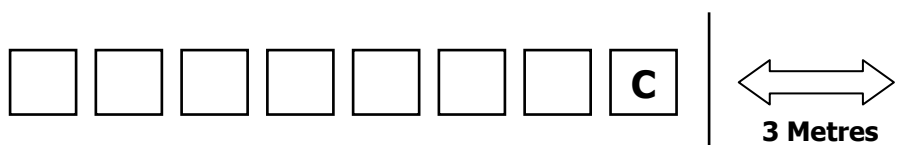
- 24.2 Teams line up in single file on parallel lines to each other no closer than three (3) metres apart. Each team occupies one line, the lines are marked at intervals of one (1) metre from front to rear with the team captain on the first marker.
- 24.3 **"First whistle"** All of the team is standing to attention and the captain has the ball at his/her feet.
- 24.4 **"Second whistle"** Ready Position. The Captain picks up the ball and the remainder of the team bunch up behind the captain (moving off the markers).
- 24.5 **"Third whistle"** Game Commences. Captain runs to the three (3) metre marker in front of the team, stops and throws the ball back to the next team member who catches the ball. The captain then runs down the right hand side of the team (see 25.10 below) to take up a position at the rear of the team. At the same time the member who caught the ball runs to the front marker and throws the ball back to the next member and so on till the captain is back on his/her marker, along with each team member on his/her marker, standing to attention and the captain with the ball at his/her feet, indicating that they have finished.
- 24.6 Members throwing the ball back to the team must be standing at attention and stationary before throwing the ball back to the team.
- 24.7 Members catching the ball must not leave their position prior to receiving the ball.
- 24.8 If the member receiving the ball drops it, they must after retrieving it start their run to the throwing line from the front marker.
- 24.9 **Game Number Two Start Position:**



24.10 Game Number Two – During Play:

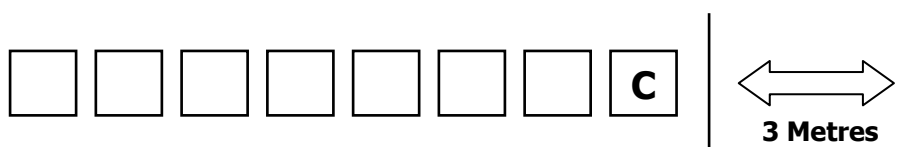


24.11 Game Number Two End Position:

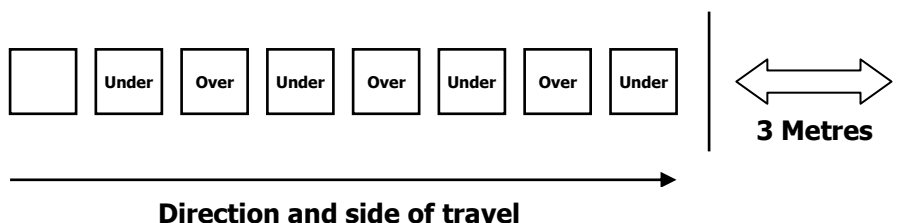


24.12 Second Game - Game Number Six (6) Under and Over Relay - Medicine Ball

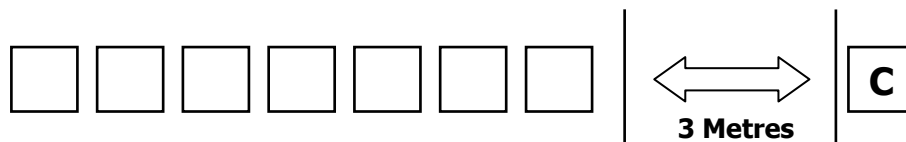
- 24.13 Teams line up in single file on parallel lines to each other no closer than three (3) metres apart. Each team occupies one line, the lines are marked at intervals of one (1) metre from front to rear with the team captain on the first marker.
- 24.14 **"First whistle"** All of the team is standing to attention and the captain has the ball at his/her feet.
- 24.15 **"Second whistle"** Ready position. The Captain picks up the ball and assumes feet astride position, the second member assumes a crouched position and the third member standing feet astride and so on to the last member who remains standing.
- 24.16 **"Third whistle"** Game commences. The Captain passes the ball through his/her legs to the second member who passes it over his/her head to the third member who passes it between his/her legs to the fourth member and so on to the last member, who on receiving the ball, will run up the right hand side of the team carrying the ball (see 25.20 below) and taking up the front position of the team whilst the other members move back one place. The manoeuvre is repeated until the captain receives the ball as the last member, at which time he/she runs to the three-metre marker places the ball at his/her feet and stands to attention with the rest of the team to indicate that they have finished.
- 24.17 It is permitted for the second, fourth and sixth member of the team to crouch - (Crouch - **not** sitting, they are to have feet and hands only on the ground).
- 24.18 No member is permitted off the marker position; the only exception will be during the rotation of the team. That is, there is to be no "bunching".
- 24.19 **Game Number Six Starting Position:**



24.20 Game Number Six – During Play:

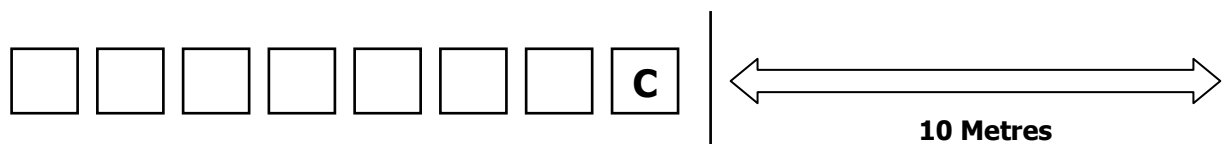


24.21 Game Number Six – End Position:

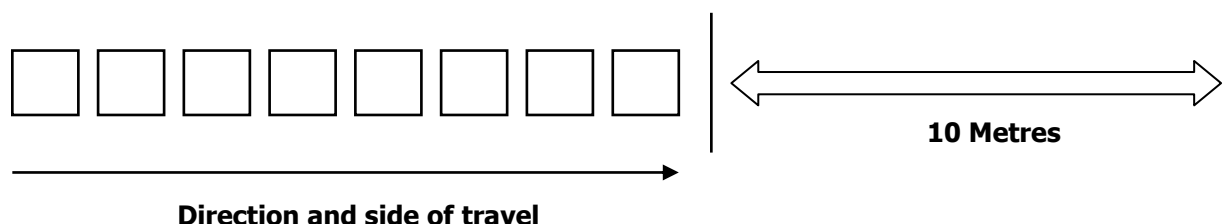


24.22 Third Game - Game Number One (1) Tunnel Ball - Medicine Ball

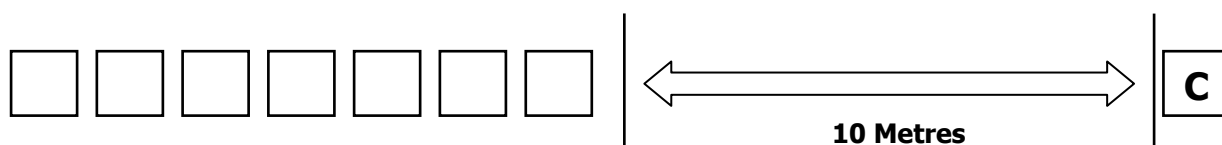
- 24.23 Teams line up in single file on parallel lines to each other no closer than three (3) metres apart. Each team occupies one line, the lines are marked at intervals of one (1) metre from front to rear with the team captain on the first marker.
- 24.24 **"First whistle"** All of the team is standing to attention and the captain has the ball at his/her feet.
- 24.25 **"Second whistle"** Ready position. Team members' feet astride and body bent downwards to make a tunnel with their legs for the ball to pass through. The Captain picks up the ball with both hands and holds it clear of the ground.
- 24.26 **"Third whistle"** Game Commences. The Captain sets the game in motion by throwing the ball down the tunnel where it is propelled by the hands of the team to the member on the end of the line. When the end member receives the ball, he/she runs on the right hand side of the team to the head of the line (see 25.32), while all members move back one (1) marker. The runner then takes up the captain's position and sets the ball going again. As the process is repeated the captain gradually works down to the end of the line. When he/she receives the ball as the last runner he/she runs through to the finish line 10 metres in front, then facing the team at attention with the ball at his/her feet and the rest of the team also standing at attention indicating that they have finished.
- 24.27 It is not necessary for each member to touch the ball.
- 24.28 One foot must be kept on each side of the marker. No bunching up is allowed.
- 24.29 If the ball goes out of the tunnel it may be recovered by the player who missed it and play continued from that point.
- 24.30 The member at the end of the line is **not** permitted to stand back from the mark and take the ball on the run.
- 24.31 **Game Number One Starting Position:**



24.32 Game Number One – During Play:



24.33 Game Number One – End Position



EDUCATION COMPETITIONS

25.0 Introduction

- 25.1 The education displays and competitions to be conducted at the 2016 Australian Air League Review will provide a medium of friendly competition that will enable members to showcase their competition entries to their peers, the general public, official guests and media. The education display and essay competitions will focus attention upon a specific subject area of aviation and will encourage entrants to let their imagination and creative juices flow. Since some judging must be conducted prior to the date of the Review, all entries in essay and education examination competitions must be received by the closing date notified on the entry form. Details of the education displays and competitions are provided as follows.

26.0 Education Competition Staff

- 26.1 O.C. Education and Modelling Education Competitions - Comr. Andrew Dennis
26.2 2.I.C. – Gp. Comr. Peter Gledhill (NSW Boys Group Education Commissioner)

Squadron Education Display

27.0 Education Display Conditions and Judging

- 27.1 Squadrons are invited to enter an Education Display subject to compliance with the 'theme' and in accordance with the conditions of entry below. Separate competitions will be run for Boys, Girls and Mixed Gender squadrons.
- 27.2 Theme**
- 27.3 The theme for the 2016 AAL Review Education Display and Competition is:
"The Australian Flying Corp (AFC) during the Great War"
- 27.4 Conditions of Entry**
- 27.5 Unless approved by the Education Competition Staff, all displays shall not exceed two square metres in size.
- 27.6 All entries will be designed around a maximum table size of two metres long by one metre wide. Tables will be provided for displays.
- 27.7 Squadrons wishing to display items which could be regarded as unconventional in shape or requiring special items of equipment are to advise their Group Education Commissioner who will advise the specific nature of the requirement to the Education Competition Staff at least four weeks prior to the competition.
- 27.8 Entries are to be made on the [Education Display & Essay Entry Form \(Form D\)](#) and forwarded to the relevant Group Education Commissioner/Officer by **Saturday 3 September 2016**. Entries are only required from squadrons who wish to enter the competition. The Group Education Commissioners will then pass all entries on to the Federal Education Commissioner no later than **Saturday 10 September 2016**. Late entries may be accepted at the discretion of the Federal Education Commissioner.
- 27.9 Electricity is available in the display area however squadrons shall provide their own extension cords and power boards where required.
- 27.10 Displays shall be erected and dismantled by squadron personnel.
- 27.11 On Saturday 1 October 2016 arrangements will be made for the display area to be open from 0700 hours for the erection of displays. All displays must be erected for judging by 0900 hours.
- 27.12 Displays are to be disassembled and removed from the display area following the Ceremonial Parade and Presentations.

- 27.13 All squadrons shall provide a name tag to identify their display. The name tag shall be 40cm x 10cm with the squadron name clearly printed on the tag. The name tag shall be able to be removed or concealed for judging. The name tag shall be the only means of identifying the Squadron. Note: The Squadron name or identification must not appear on the model display or education display itself.
- 27.14 In order to compete, for any squadron entering a display all squadron member(s) who participated in the construction of the display must be financial members of the League.
- 27.15 A listing of members' names, ages and the specific part or parts of the display that they participated in shall be attached to the entry form.

27.16 Judging

- 27.17 Judging of Squadron education displays will commence at 0900 hours. Except for authorised personnel, all persons will vacate the display area whilst judging is being conducted.

27.18 Judging Criteria

- 27.19 Squadron education displays will be judged on the following criteria with points allocated as indicated:

27.19.1 ***Layout (10 points):***

A well-structured and uncluttered display is expected compared to one that is unstructured and cluttered

27.19.2 ***Visual Impact (10 points):***

Legibility at a viewing distance of 1.5 metres is essential and the initial impact must be pleasing.

27.19.3 ***Use of Materials (10 points):***

Creativity in the use of materials is sought. No preference shall be given to hand sketches compared to photos or magazine pictures.

27.19.4 ***Skill (10 points):***

More points shall be given to the use of a wider range of skills compared to a narrow set of skills.

27.19.5 ***Cadet Participation (20 points)***

Names and ages of members must appear on a separate document indicating which member is responsible for which component of the display. This may be at a research, drawing, sheet, operating component or written section level. Where a number of cadets completed one component, their combined names should appear. The greater the percentage of members of a squadron participating, the higher the mark, based upon the squadron strength at 30 June 2016. This information is to be supplied by each squadron and shall be attached to the entry form.

27.19.6 ***Content (20 Points):***

Preference will be given to those displays that more extensively cover the theme compared to those which choose to cover a narrow part of the theme.

27.19.7 ***Standard of Overall Finish (10 points):***

The quality of workmanship shall be assessed taking into account the age of the members used in the preparation of the display.

27.19.8 ***Adherence to Rules (10 points):***

Points will be deducted for each rule not adhered to e.g. entry form not completed with all relevant information, late entry, cadet participation level not indicated, Squadron name on display etc.

27.19.9 ***Note:***

Unless prior approval has been obtained education displays which exceed the maximum prescribed size of 2 square metres will not be judged.

Modelling

28.0 Competition Categories

28.1 In conjunction with the squadron education display, modelling competitions shall be conducted for individual members. Members may compete in the following nominated age groups and shall be subject to the conditions of entry.

28.2 Note **Balsa Models** are now included under Air Activities Competitions – see [Balsa Model Flight Competition](#)

28.3 Separate boys and girls entries shall be accepted for the following categories:

28.4 [Kite](#)

28.4.1 'Diamond Kite' or 'Lawrence Hargrave Box Kite'

28.4.2 **Competitions:**

Group One	8 – 11 years
Group Two	12 – 14 years

28.5 [Plastic Model – Aircraft \(1/72 Scale and smaller\)](#)

28.5.1 **Competitions:**

Group One	8 – 11 years
Group Two	12 – 14 years
Group Three	15 – 17 years
Group Four	18 years and over

28.6 [Plastic Model – Aircraft \(1/48 Scale and larger\)](#)

28.6.1 **Competitions:**

Group One	8 – 11 years
Group Two	12 – 14 years
Group Three	15 – 17 years
Group Four	18 years and over

28.7 [Plastic Model – Open \(Space Vehicles \(Actual\), Ships, Cars, Armour Vehicles, Science Fiction etc.\)](#)

28.7.1 **Competitions:**

Group One	8 – 11 years
Group Two	12 – 14 years
Group Three	15 – 17 years
Group Four	18 years and over

28.8 [Group Build Aircraft \(1/72 Scale Supermarine Spitfire\)](#)

28.8.1 **Competitions:**

Group One	8 – 11 years
Group Two	12 – 14 years
Group Three	15 – 17 years
Group Four	18 years and over

28.9 Diorama – Aircraft and Associated Equipment Only

28.9.1 *Competitions:*

Group One	8 – 11 years
Group Two	12 – 14 years
Group Three	15 – 17 years
Group Four	18 years and over

29.0 General Conditions of Entry

- 29.1 All entries in the modelling competitions must comply with the following:
- 29.2 Individual members shall enter only one model each in each modelling competition.
- 29.3 All models entered **must** be the work of the entrant entirely. In the case of Group 1 (8–11 years) entrants, an absolute minimum of help is permitted, but not encouraged.
- 29.4 Age of entry shall be as at the date of the Australian Air League Review 2016 – 1 October 2016.
- 29.5 All models being entered in the Modelling competition(s) shall be set up between 0700 hours and 0900 hours in readiness for judging.
- 29.6 All models shall be removed from display following the Ceremonial Parade and Presentations.
- 29.7 Entries are to be made on the [Modelling Entry Form \(Form E\)](#) and forwarded to the relevant Group Education Commissioner/Officer by **Saturday 3 September 2016**. Entries are required from all units, including from those that do not wish to enter a particular competition, to ensure that all squadrons are accounted for. The Group Education Commissioners/Officers then have until **Saturday 10 September 2016** to pass all entries to the Federal Education Commissioner.
- 29.8 Late entries may be accepted at the discretion of the Federal Education Commissioner up to the date of the Review. Late entries will not be accepted on the day for judging, but any models that have not been entered may be displayed in the display area subject to available space.
- 29.9 Members entering models shall be current financial uniformed members of the Australian Air League. Membership cards may be checked, therefore entrants or their representatives shall ensure that the entrant's membership card is brought to the competition area.
- 29.10 Models that have previously won either 1st, 2nd or 3rd place in an Australian Air League Review Modelling competition will not be accepted. It is encouraged that entered models which did not win a place at a previous Australian Air League Review are also not entered again and new ones are built. Models that have been entered into respective 2016 Group Review Competitions will be accepted.
- 29.11 Whilst all care will be taken to safeguard models from damage or loss, the Council of the Australian Air League accepts no responsibility for any model or diorama entered.
- ### **29.12 Judging**
- 29.13 All models entered in the modelling competitions shall be set up as directed between 0700 hours and 0900 hours. Judging of the modelling competitions shall commence at 0900 hours. Except for authorised persons all persons will vacate the display area whilst judging is being conducted.

30.0 Kites

30.1 Additional Conditions of Entry for Kites

30.2 The kite can be either:

30.2.1 'Diamond Kite' as per the Aircraft Modelling Class 4 workbook, or;

30.2.2 The Lawrence Hargrave Box Kite as per plans on the NSWBG Modelling Website - <http://nswbgmodelling.airleague.com.au/FreeFlightPage/FreeFlightIndex.htm>.

30.3 Construction

30.4 All joins between the various materials used shall be neat and tidy. If/where glues are used, excessive glue or smears will be noted. Any cross members must be aligned correctly and coverings must not be torn or crinkled. Tails must be complete as per the kite plans used and should be displayed with the kite. Flying Lines and Reels are not required to be displayed with the kite.

30.5 Finish

30.6 Attention shall be given to how the kite is decorated and whether this suits the design, e.g. a Hargrave box kite is not decorated and will not lose points, but must have been finished correctly with no torn or crinkled fabric/paper etc. The Diamond Kite can be decorated however a member wishes.

30.7 Presentation

30.8 The overall presentation is judged on the first impression from approximately arms distance. This takes into account the general appearance as would be seen by a casual observer.

31.0 Plastic Modelling – Aircraft 1/72 Scale (and smaller) and 1/48 Scale (and larger) Competitions

31.1 Overall Appearance

31.2 The overall appearance is judged on the first impression from approximately one arms distance. This takes into account the way the model is presented and the general appearance as would be seen by a casual observer.

31.3 Paintwork

31.4 The paintwork is judged on how the member has painted the model. It takes into account the use of brush or airbrush. For brush: whether there are brush marks, cleanness of line, thickness of paint and authenticity. For airbrush: whether there is over spray, cleanness of lines, thickness of paint and again, authenticity. Overall: whether details have been painted e.g. cockpit, undercarriage, ordinance, engine etc.

31.5 Attention to Detail

31.6 This judging criterion shall be based on how the member has assembled the model and whether the member has detailed the model beyond just putting the kit together. Attention shall be given as to how the member has assembled all the small parts that are sometimes missed.

31.7 Decals

31.8 This judging criterion shall be based on how the decals are applied to the model, including correct alignment and an example of this is the direction that the kangaroo faces on Australian military aircraft. As all models aircraft would normally have decals, a model without decals would in most cases lose marks.

31.9 Overall Finish

- 31.10 This judging criterion takes into account the overall finish of the model. This shall include how the joins are finished. It also takes into account how the model looks on closer inspection. This should be achieved without the need to pick up the model in order to inspect it thoroughly.

31.11 Glasswork

- 31.12 Glasswork shall take into account the way windows; canopies, lights etc. are attached to the model and whether glue or paint smears appear. It shall also take into account if the framework for canopies etc. is painted and detailed.

32.0 Plastic Modelling – Open Space Vehicles (Actual), Ships, Cars, Armour Vehicles, Science Fiction etc.

32.1 Overall Appearance

- 32.2 The overall appearance is judged on the first impression from approximately one arms distance. This takes into account the way the model is presented and the general appearance as would be seen by a casual observer.

32.3 Paintwork

- 32.4 The paintwork is judged on how the member has painted the model. It takes into account the use of brush or airbrush. For brush: whether there are brush marks, cleanness of line, thickness of paint and authenticity. For airbrush: whether there is over spray, cleanness of lines, thickness of paint and again, authenticity. Overall: whether details have been painted, e.g. aircraft on an aircraft carrier or ship, engines (if included) on cars etc.

32.5 Attention to Detail

- 32.6 This judging criterion shall be based on how the member has assembled the model and whether the member has detailed the model beyond just putting the kit together. Attention shall be given as to how the member has assembled all the small parts that are sometimes missed.

32.7 Decals

- 32.8 This judging criterion shall be based on how the decals are applied to the model, including correct alignment. Note: As some models may not have decals, Marks will not be deducted if none are present.

32.9 Overall Finish

- 32.10 This judging criterion takes into account the overall finish of the model. This shall include how the joins are finished. It also takes into account how the model looks at closer inspection. This should be achieved without the need to pick up the model in order to inspect it thoroughly.

32.11 Note

- 32.12 The 'Glasswork' marks have been deleted from the 'Open' category as depending on the subject, kits may or may not have glasswork. If however a kit does have glasswork, marks will not be counted for such, so all models will be marked evenly.

33.0 Plastic Modelling – Group Build

1/72 Scale Supermarine Spitfire

33.1 Overall Appearance

- 33.2 The overall appearance is judged on the first impression from approximately one arms distance. This takes into account the way the model is presented and the general appearance as would be seen by a casual observer.

33.3 Paintwork

- 33.4 The paintwork is judged on how the member has painted the model. It takes into account the use of brush or airbrush. For brush: whether there are brush marks, cleanness of line, thickness of paint and authenticity. For airbrush: whether there is over spray, cleanness of lines, thickness of paint and again, authenticity. Overall: whether details have been painted e.g. cockpit, undercarriage, ordnance, engine etc.

33.5 Attention to Detail

- 33.6 This judging criterion shall be based on how the member has assembled the model. Attention shall be given as to how the member has assembled all the small parts that are sometimes missed.

33.7 Decals

- 33.8 This judging criterion shall be based on how the decals are applied to the model, including correct alignment and an example of this is the direction that the kangaroo faces on Australian military aircraft. As all models aircraft would normally have decals, a model without decals would in most cases lose marks.

33.9 Overall Finish

- 33.10 This judging criterion takes into account the overall finish of the model. This shall include how the joins are finished. It also takes into account how the model looks on closer inspection. This should be achieved without the need to pick up the model in order to inspect it thoroughly.

33.11 Glasswork

- 33.12 Glasswork shall take into account the way windows; canopies, lights etc. are attached to the model and whether glue or paint smears appear. It shall also take into account if the framework for canopies etc. is painted and detailed.

33.13 Notes

- 33.14 The model may be any version of the Spitfire:
- It is to be 1/72 Scale
 - While there are many brands that make this subject, it must be a regular model kit, not a Hobbyboss 'Easy Assembly Authentic Kit', snap together kit or diecast metal or plastic already built models.
- 33.15 The model is to be built 'Out of the Box'. That is;
- No additional detail is to be added that is not in the kit
 - Only the paint option included in the kit must be used
 - Only the decal (marking) option in the kit is to be used
 - Note: If there is more than one paint or decal option included in the kit, one should be chosen and used.

34.0 Diorama Modelling

Aircraft and Associated Equipment only

34.1 Additional Conditions of Entry for Dioramas

34.2 Each diorama shall contain at least one aircraft model.

34.3 The maximum size of the base of the diorama shall not exceed 50cm x 50cm.

34.4 Scale

34.5 All elements in the diorama should be in approximately the same scale.

34.6 Layout

34.7 A well-structured and uncluttered diorama is expected compared to one that is unstructured and cluttered.

34.8 Use of Materials

34.9 Creativity in the use of materials is sought.

34.10 Skill

34.11 More points shall be given to the use of a wider range of skills compared to a narrow set of skills

34.12 Construction

34.13 Construction faults will be noted. The different parts of the models used in the diorama shall be glued to ensure all joints fit tightly together. Gaps between joints and tool marks are to be avoided. Similarly, excessive use of glue and smearing of glue is also to be avoided.

34.14 Finish

34.15 Attention shall be given to how the materials used on the diorama have been applied. The following shall be taken into account; the proper application of decals or decorations, brush marks and paint runs, unrealistic weathering and contamination.

34.16 Presentation

34.17 The overall presentation is judged on the first impression from approximately arms distance. This takes into account the way the elements in the diorama are positioned, the realism of their presentation and the general appearance as would be seen by a casual observer.

Education Essay

35.0 Education Essay Conditions and Judging

- 35.1 Members are invited to submit entries for the education essay competitions. Separate boy's and girl's competitions will be conducted.

35.2 Theme

- 35.3 The theme for the 2016 AAL Review Education Essay Competition is:

The Australian Flying Corp (AFC) during the Great War"

35.4 Competitions:

Group One	8 – 11 years	A simple project type of presentation in a project book
Group Two	12 – 15 years	An essay of between 1500 and 2000 words
Group Three	16 years and over	An essay of between 2000 and 3000 words

- 35.5 The age of the entrant shall be as at the date of the Australian Air League Review 2016.

35.6 Conditions of Entry

- 35.7 Entrants in the education essay competition shall be in the following age groups and must comply with the following:
- 35.8 All entrants must be current financial uniformed members of the Australian Air League.
- 35.9 Only one entry may be submitted per member
- 35.10 Each entry must be clearly marked with the entrants name, age, certificate number and Squadron name and Group.
- 35.11 All entries must accompany the entry form provided to each Group and be submitted by the prescribed date.
- 35.12 Entries are to be made on the [Education Display & Essay Entry Form \(Form D\)](#) and forwarded to the relevant Group Education Commissioner by **Saturday 3 September 2016**, which will then be forwarded by them to the judge of the essay competition by **Saturday 10 September 2016** for judging.
- 35.13 All entries remain the property of the Australian Air League.

35.14 Judging

- 35.15 All entries shall be displayed as part of the education display at the 2016 Australian Air League Review. Judging for the essay competitions shall be based on the following criteria:

35.16 Presentation

- 35.17 The overall appearance of the information presented will be judged. The layout should be clear and well presented. Where pictures have been attached to the page, the alignment with other elements and neatness will be considered. Neat handwriting will be considered as equivalent to typed/printed information.

35.18 Content

- 35.19 Preference will be given to those presentations and essays that more extensively cover the theme compared to those which choose to cover a narrow part of the theme.

35.20 Accuracy of Information

- 35.21 Information presented will be checked for accuracy. Misleading, outdated or incorrect information shall be marked down. Presentations and essays that present more detailed information relevant to the topic will be preferred.

35.22 Interest Level for the Reader

- 35.23 This judging criterion shall be based on how well the attention of the reader is captured by the manner in which the information is presented.

35.24 Structure

- 35.25 The presentation or essay will be judged on the way the information flows from the introduction to the conclusion. Information that is grouped appropriately will be preferred over information that is presented in a haphazard fashion.

35.26 Wording

- 35.27 Preference will be given to those presentations and essays that do not just contain words that have been copied from other sources. Efforts made by the member to expand on the theme in their own words will be recognised. It is permissible to use internet for research, but obvious 'internet downloads' without substantial member input will not be judged favourably.

Examination Competitions

36.0 Examination Competitions Conditions

- 36.1 Each Group is invited to enter the Examination Competitions. Separate boys and girls competitions will be conducted.

36.2 Purpose

- 36.3 The purpose of conducting the Examination Competitions is to recognise and reward outstanding achievement and contribution to the objectives of the Australian Air League education and field syllabi since the last Australian Air League Review.

36.4 Competition Criteria

- 36.5 Group Executive Commissioners are responsible for nominating a member or members for these competition(s). Entry will be based on examination records and will note achievements gained since the previous Australian Air League Review.

- 36.6 The following criteria will apply:

- 36.7 **Education and Field subjects passed.** In the case of theory subjects members pass marks shall be included. In the case of practical subjects, a list of subjects passed only shall be included

- 36.8 **Instructor badges gained.** In addition a summary of instructor achievements detailing the number of members passed and pass marks achieved under the instruction of the nominated member(s) shall be included.

- 36.9 **Education Diploma participation**, where appropriate.

- 36.10 Participation by the member in Squadron, Wing or Group Education and Field Competitions from the time of the Australian Air League Review 2016. Details of nominated member(s) participation in modelling and education display competitions shall be included

36.11 Conditions of Entry

- 36.12 Each Group shall nominate one boy member and/or one girl member with an overall examination achievement in accordance with the above competition criteria.

- 36.13 Entry is restricted to members who are under the age of 18 years as at 1 October 2016.

- 36.14 Member(s) nominated by Groups shall be financial members of the League and shall have

- 36.15 Group Education Commissioners shall attach a resume of the member(s) education achievements in accordance with the competition criteria.

- 36.16 All entries must be forwarded to the Federal Education Commissioner by **Saturday 10 September 2016** for judging.

AIR ACTIVITIES COMPETITIONS

Balsa Model Flight Competition

37.0 Balsa Model Flight Competition Conditions

37.1 General Information

- 37.2 Balsa models will be judged on both their construction and their ability to fly.
- 37.3 The balsa glider design to be used will be that which is in the AAL Aircraft Modelling Class 4 Booklet and is to be built using the standard balsa sizes shown in the plan without excessive modification.
- 37.4 The wingspan of any model shall not be less than 30cm.
- 37.5 The model shall be capable of stable flight.

37.6 *Competitions:*

- | | |
|-------------|-------------------|
| Group One | 8 – 11 years |
| Group Two | 12 – 14 years |
| Group Three | 15 – 17 years |
| Group Four | 18 years and over |
- 37.7 All entries in the Balsa Model Flight Competition must comply with the following:
- 37.8 Individual members shall enter only one balsa model each.
- 37.9 All balsa models entered **must** be the work of the entrant entirely. In the case of Group 1 (8–11 years) entrants, an absolute minimum of help is permitted, but not encouraged.
- 37.10 Age of entry is at the date of the Australian Air League Review 2016 – 1 October 2016.
- 37.11 All balsa models being entered in the Modelling competition(s) shall be set up between 0700 hours and 0900 hours in readiness for judging at the Education Modelling Area.
- 37.12 Members will be notified by an announcement when judging is completed. Members then take their model to the Flight Line area for flying.
- 37.13 Entries are to be made on the [Modelling Entry Form](#) (**Form E**) and forwarded to the relevant Group Education Commissioner/Officer by **Saturday 3 September 2016**. The Group Education Commissioners/Officers then have until **Saturday 10 September 2016** to pass all entries to the Federal Education Commissioner.
- 37.14 Late entries may be accepted at the discretion of the Federal Education Commissioner up to the date of the Review. Late entries will not be accepted on the day for judging, but any models that have not been entered may be displayed in the display area subject to available space.
- 37.15 Members entering balsa models shall be current financial uniformed members of the Australian Air League. Membership cards may be checked, therefore entrants or their representatives shall ensure that the entrant's membership card is brought to the competition area.
- 37.16 Balsa models that have previously won 1st, 2nd or 3rd place in an Australian Air League Review Modelling competition will not be accepted. It is encouraged that entered balsa models which did not win a place at a previous Australian Air League Review are also not entered again and new ones are built. Balsa models that have been entered into respective 2016 Group Review Competitions will be accepted.
- 37.17 Whilst all care will be taken to safeguard balsa models from damage or loss, the Council of the Australian Air League accepts no responsibility for any model or diorama entered.

37.18 Outline

- 37.19 The outline of the balsa model shall be sharp and smooth. For example, straight edges to be cut straight. Avoid scallops or missing chunks. Curves to be smooth, avoiding missing chunks.

Both halves of the wing shall be isometric. For example, if the wing was cut through the chord at the centre of the span and folded one side over the other, sides should be the same shape. The outlines of parts are not to be undercut. In order to avoid undercut, the knife of the blade shall be held so that the cut remains vertical to the cutting surface.

37.20 Finish

- 37.21 The whole model shall be sanded to a smooth finish using very fine sandpaper. Chuck gliders are not usually decorated. However, it is recommended that the model be given two coats of thin dope or banana oil to seal from moisture and this also assists to obtain a smooth finish. No additional points are given for decoration.

37.22 Construction

- 37.22.1 The different parts of the model shall be glued to ensure all joints fit tightly together. Gaps between joints are to be avoided. Similarly, excessive use of glue and smearing of glue is also to be avoided.

37.23 Alignment

- 37.24 It is important to ensure the chord of the wing and tailplane are parallel to the centre line of the fuselage. Also, the fin shall be mounted vertical to the fuselage. The wings shall be mounted so that if a line was drawn horizontal to the fuselage under them, the distance measured from this line to the leading edge of the wing at any given point is the same on both sides of the fuselage.

37.25 Note

- 37.26 It is recognised that on some models the tailplane may be offset from the horizontal and the control surfaces may also be offset. This is necessary to trim the model for flight. Such a model shall not incur any penalty.

37.27 Flight

- 37.28 The Flight Line will be in an arena on the main field and similar to that utilised for a javelin competition, with a throw line and sector lines which the glider must land within to be recorded as a valid throw.
- 37.29 Each entrant will be allowed three flights (throws) of which the best **distance** flown will be recorded. A glider landing on or outside the sector line will be deemed out of bounds and a "foul" throw will be recorded.

37.30 Scoring

- 37.31 Construction: 50% of the mark

- 37.32 50% of the mark. The competitor with the longest flight will be allocated 100 marks. Other competitors will be awarded a percentage of the distance of the winning flight depending on how their glider flew. This mark will then be divided by two to obtain 50% of the total competition mark

For example: The longest flight (say 20 metres) would be awarded 100 marks. If the next longest flight is 18 metres it will be awarded 90. These figures are then divided by two: The longest flight would be allocated a full 50% and the next flight 45%.

Aircraft Recognition Competition

38.0 Aircraft Recognition Competition Conditions and Entries

38.1 General Information

- 38.2 For the first time an Aircraft Recognition Competition will be held at the Australian Air League Review.
- 38.3 Squadrons can enter ONE team of THREE cadets in each age category.
- 38.4 The competition will run for approximately 20 minutes during which teams will be shown images of aircraft that they will then be required to identify.
- 38.5 There will be two age categories as follows:
- | | |
|-----------|---------------|
| Group One | 8 – 11 years |
| Group Two | 12 – 17 years |

38.6 Competition Information

- 38.7 Teams will be shown 30 images during the competition. Each image will be displayed for a time of approximately 5 seconds and then teams will be allowed 10 seconds to write down an answer.
- 38.8 Cadets will complete ONE marking sheet per squadron team.

38.9 General Conditions of Entry

- 38.10 Age of entry is as at the date of the Australian Air League Review 2016 – 1 October 2016.
- 38.11 Entries are to be made on the day at the designated Aircraft Recognition Competition area.

Drone Flying Competition

39.0 Drone Flying Competition Conditions

39.1 General Information

- 39.2 This competition which is focused on flight, the key to our organisation, is designed to bring fun and entertainment for members of all ages & their families at the Review.
- 39.3 Participants will be required to navigate a challenging obstacle course in the fastest time. Participants will fly their drone individually against the clock through a number of obstacles or "Air Gates"
- 39.4 The course will include both vertical and horizontal "hoop" style gates and "pylons" (witches hats with coloured flags)
- 39.5 Accuracy is important, and penalties will be incurred for missing or hitting a gate.
- 39.6 The course will stop and start from a helipad – the participant must return and land on the helipad.
- 39.7 The Drone Flying Competitions has four age categories as follows:
- | | |
|-------------|-------------------|
| Group One | 8 – 11 years |
| Group Two | 12 – 14 years |
| Group Three | 15 – 17 years |
| Group Four | 18 years and over |

39.8 Drone Conditions

- 39.9 **Drones must meet the following general criteria:**
- 39.9.1 Hobby style "quadcopter" or small helicopters only – no commercial drones allowed. Drones should only be those that members would purchase through a hobby store, on line store or a retail electronics store.
- 39.9.2 Weight is to be under 1kg
- 39.9.3 Dimensions are 40cm x 40cm maximum
- 39.9.4 Blade size no larger than 15cm
- 39.9.5 Blades must have a safety guard – see examples below
- 39.9.6 If you are unsure if your drone would meet the criteria, please contact the Federal Air Activities Commissioner together with a picture of your drone and details of its make and model at airactivities@airleague.com.au for final determination.
- 39.9.7 Any drones that are deemed on the day not to meet the criteria of the competition (provided they have not already been allowed as per 4.10.5 above) will not be allowed to enter.

39.10 Drone Examples

- 39.10.1 **Compliant Drone** – these two pictures are *example* of acceptable drones:



39.10.2 **Non-Compliant Drone** – this picture is an *example* of a commercial drone that IS NOT acceptable:



39.11 General Conditions of Entry

- 39.12 Age of entry is as at the date of the Australian Air League Review 2016 – 1 October 2016.
- 39.13 Entries are to be made on the day at the designated Drone Flying Competition area.
- 39.14 Drones are to meet the criteria as per [39.8](#) above.
- 39.15 Drones remain the responsibility of entrants. Members are responsible for the security and condition of their own drone. The Australian Air League accepts no liability for any damage caused to drones at the Australian Air League Review. Members are advised that the Australian Air League's insurance does not extend to drones and other radio controlled aircraft operated by members.

AFTERNOON PARADE

Afternoon Parade

40.0 Afternoon Review Staff

- | | | |
|------|-----------------|----------------|
| 40.1 | Parade OC | Comr J Dixon |
| 40.2 | Parade Adjutant | Comr B Grinter |

41.0 Dress

- 41.1 Members are required to wear full Australian Air League uniform as laid down in Section 18 of the Australian Air League Manual. Note officers are to wear tunics.
- 41.2 Jumpers are not to be worn for the final parade unless the Parade OC gives explicit instructions otherwise. Tunics are to be worn by officers, optional only for officers from designated tropical squadrons.
- 41.3 All authorised medals and decorations **MUST** be worn. Name badges are **NOT** to be worn.
- 41.4 Members not in full and correct uniform will not be allowed to take part in the Afternoon Parade. All Groups are expected to strictly enforce this directive.

42.0 Duty of Care to Members

- 42.1 It is the responsibility of all Squadron OCs to ensure that their members are fit to take part in the Afternoon Parade. Members who are feeling ill should not be allowed to take part.
- 42.2 Squadron OCs are to ensure that their squadron members are sufficiently hydrated before the afternoon parade, and have also had something to eat.
- 42.3 Group Executive Commissioners will ensure that the Squadrons within their Group have followed these directives.

43.0 Afternoon Review Competition Entries

- 43.1 **Parade Statements**
The attached [Review Parade Statement](#) (**Form B**) must be completed and handed in by 1300 hrs on the day of the Review.
- 43.2 **Armbands**
Armbands **MUST** be collected when handing in Parade Statements.
 - 43.2.1 Officers Commanding Wings and Squadrons only will wear an armband on their left arm, which will be worn halfway between the shoulder and elbow.

44.0 Afternoon Review Competition Requirements

- 44.1 Squadrons will be judged in competitions on the march according to their eligibility.
- 44.2 Separate competitions will be run for boys, girls and mixed gender squadrons.
- 44.3 Competitions will be judged on the march as the Parade moves around the parade ground and will include the following:

44.4 Best Squadron On The March

44.4.1 Qualifications:

Total Members	MINIMUM – 18 comprising of:
<i>Officers</i>	At least 1
<i>Flag Party</i>	Fully constituted (ie 3 flags, 3 escorts and 1 NCO in charge)
<i>Flight</i>	At least one flight with at least 9 members plus NCO in charge. One point shall be deducted for each member less than 19 , including the NCO. Squadrons may not field flights with more than 19 members in total.

Provided they meet the criteria for at least one flight, Squadrons with multiple flights will not be penalised for extra flights that do not meet this criteria.

44.5 Best Small Squadron On The March

44.5.1 Qualifications:

Roll strength	Only Squadrons with a total roll strength of 20 or less (as at 31 August 2016) are eligible for this competition, regardless of the number of members attending on the day. Squadrons over this number compete in Best Squadron on the March.
----------------------	---

Total Members	MAXIMUM – 17 MINIMUM – 9 comprising of:
----------------------	---

<i>Officers</i>	At least 1
<i>Flag Party</i>	Fully constituted (ie 3 flags, 3 escorts and 1 NCO in charge) OR 1 Squadron Flag, 2 escorts and an NCO in charge.
<i>Flight</i>	Not more than 12 members plus an NCO in charge.

Those Squadrons deemed competitive according to the entry sheets will be judged in this category at the discretion of the marshals, and will not be competitive for the Best Squadron Trophy.

44.6 Best Flight On The March

44.6.1 Qualifications:	MAXIMUM – 19 (including NCO in charge) MINIMUM – 10 (including NCO in charge). Must consist of at least 1 NCO in charge and 9 other members. One point shall be deducted from every Flight for each member less than 19 , including the NCO in charge. All flights within a squadron that meet this criteria shall be eligible.
------------------------	--

44.7 Best Flag Party On The March

44.7.1 Qualifications:	Must be 3 Flag Formation (ie 3 flags, 3 escorts and 1 NCO in charge) as per section 13 of the Australian Air League Manual. Any flag parties with less than the numbers nominated above are non-competitive.
------------------------	---

45.0 Afternoon Parade Order

45.1 Parade will assemble in the following order:

PARADE STAFF

Federal Flag Party

Victoria Group

New South Wales Boys Group

New South Wales Girls Group

South Australia Wing

Queensland Group

46.0 Afternoon Parade Procedure

46.1 March On

- 46.1.1 Units are to commence to assemble in column of route when directed in the order as determined in paragraph [45.1](#) of this circular.
- 46.1.2 The Parade will march onto the parade ground, pass the dais and complete a circuit of the ground. After completing one circuit, the parade will form up as directed. . No General Salute will be given on the march on.
- 46.1.3 Once all units are in position, the Parade OC will give the order for all units to left turn into line and face the dais.

46.2 Presentations

- 46.2.1 Units are advised that if they are called to receive a presentation, the member accepting the award is to move quickly and smartly to the dais area. Members accepting awards must salute the presenter, regardless of whether they are uniformed or not.

46.3 March Off

- 46.3.1 **Parade Hand Over.** At the conclusion of the presentations, the Chief Commissioner orders the Parade to attention and hands the Parade back to the Parade OC.
- 46.3.2 The Parade OC orders all flags to the carry.
- 46.3.3 The Parade OC orders the parade to turn right into column of route.
- 46.3.4 **March Off.** At the order, the parade will march and pass the dais.
- 46.3.5 **Eyes Right, General Salute.** At the order, in succession of units, units perform an Eyes Right/General Salute as they pass the dais. All Officers salute (unless in a flag party) and all Squadron, Wing and Group Flags salute.
- 46.3.6 After passing the dais, the Parade marches to the rear of the parade ground. The massed AAL band assembles in front of the parade facing the dais and halts.

46.4 Final Ceremonies

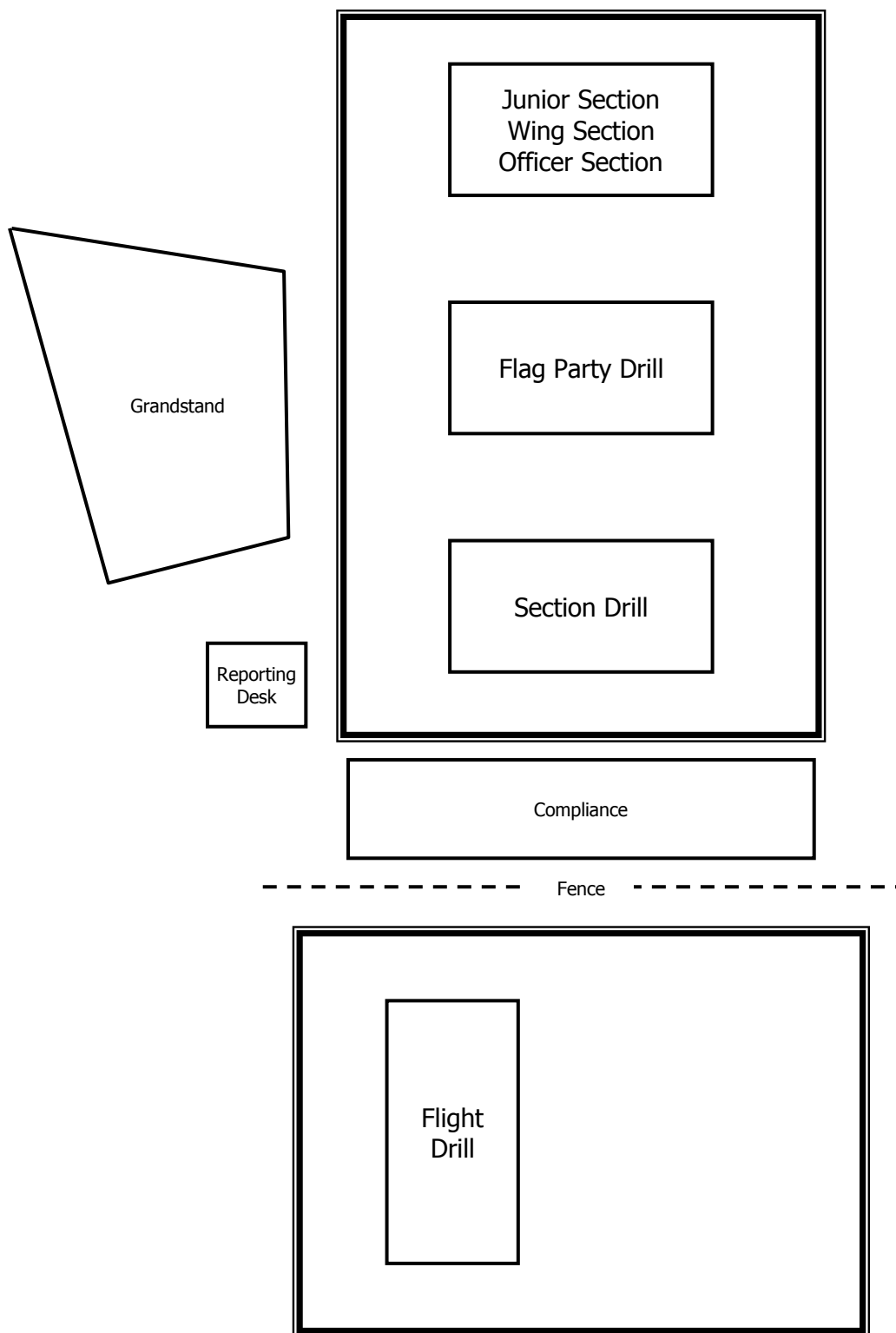
- 46.4.1 **National Anthem.** The National Anthem will play. ALL Officers salute and all flag parties General Salute.
- 46.4.2 **Federal Flag Party March Off.** Following the National Anthem, the Federal Flag Party marches off the parade ground. ALL Officers salute, and all Squadron, Wing and Group flags General Salute, as the Federal Flag Party passes their immediate front.
- 46.4.3 **Lowering of National Flag.** After the Federal Flag Party has been marched off, the Parade OC gives the command to lower the Australian National Flag. ALL Officers salute and Flag Parties General Salute.

- 46.4.4 **Order Flags.** Following the lowering of the Australian National Flag, the Parade OC orders all flags to the order.
- 46.4.5 **Dismissal.** At the completion of the above all Group Parade OCs will be called to report to the Parade OC for de-briefing. When all OCs are dismissed they return to their Groups and immediately dismiss their Groups.

Appendix A – Field Competitions Map

Note: Subject to change

Not to scale



Return to your Group Field Commissioner/Officer by Saturday 3 September 2016

My Squadron is (mark one only) ☐ MALE ☐ FEMALE ☐ MIXED

	MALE	FEMALE		MIXED
SQUADRON SECTION DRILL Note: Single Squadron entries only allowed	<input type="checkbox"/>	<input type="checkbox"/>	OR	<input type="checkbox"/>
JUNIOR SECTION DRILL Number of junior sections competing (for single squadron entries only – max of two): <input type="checkbox"/> <i>If left blank – assumed to be one</i> Squadron Names Competing (Maximum of three):	<input type="checkbox"/>	<input type="checkbox"/>	OR	<input type="checkbox"/>
WING SECTION DRILL Squadron Names Competing:	<input type="checkbox"/>	<input type="checkbox"/>	OR	<input type="checkbox"/>
FLAG PARTY DRILL Squadron Names Competing (Maximum of three):	<input type="checkbox"/>	<input type="checkbox"/>	OR	<input type="checkbox"/>
FLIGHT DRILL Number of flights competing (for single squadron entries only): <input type="checkbox"/> <i>If left blank – assumed to be one</i> Squadron Names Competing (Maximum of three):	<input type="checkbox"/>	<input type="checkbox"/>	OR	<input type="checkbox"/>
BAND DRILL Note: Single Squadron/Wing entries only allowed	<input type="checkbox"/>	<input type="checkbox"/>	OR	<input type="checkbox"/>
DRUM MAJOR Name:				

Dated this _____ day of _____, 2016



Australian
Air League

Australian Air League Inc.
Federal Field Department
ABN 66 585 094 960

Email: field@airleague.com.au

2016 AAL AFTERNOON PARADE ENTRY FORM

My Squadron is (*mark one only*) ☐ MALE ☐ FEMALE ☐ MIXED

*To be handed in on the day of the Review no later than **1300 hrs.***

SQUADRON _____ **WING** _____

NUMBER ON PARADE _____ **NUMBER UNIFORMED ON ROLL** _____

Please indicate **YES** or **NO** for **each** competition (leave no blanks) and number of members (where applicable). Any blanks assumed to be No.

		No of Members Competing
BEST FLIGHT	Yes/No	MIN 10, MAX 19
BEST FLAG PARTY	Yes/No	7
BEST SMALL SQUADRON Open only to squadrons with a roll strength of 20 or less	Yes/No	MIN 9, MAX 17
BEST SQUADRON	Yes/No	MIN 18

CONDITION OF ENTRY

In signing this form and nominating my Squadron / Wing in the above competition(s), I and my Squadron/Wing agree to abide by all the rules and conditions as outlined in the competition circular, and hereby state that all members of the Squadron/Wing are financial members of the AAL.

Wing / Sqn OC _____
NAME (PRINT) SIGNATURE

Dated this _____ day of _____, 2016



2016 AAL REVIEW SOLO MUSIC COMPETITIONS ENTRY FORM

- For each competition, a maximum of twenty competitors may be entered per squadron.
- Ensure you enter the Certificate Number and date of birth for each competitor. Competitors will be allocated to age categories based on the date of birth entered.
- Please provide separate entry forms for male and female entries

Return to your Group Field Commissioner/Officer by Saturday 3 September 2016

SQUADRON _____ **WING** _____

Please mark the gender for this entry form. Separate entry forms are required for male and female competitors

☐ **MALE**

OR

☐ FEMALE

OC Entry Signature _____ /____/2016

SOLO BUGLER:

[illegible]

SOLO SNARE DRUMMER:

[illegible]

SOLO TENOR DRUMMER:

[illegible]



Australian
Air League Inc.

FORM D

**2016 AAL REVIEW
EDUCATION DISPLAY & ESSAY ENTRY FORM**

This entry form is to be completed and submitted to the relevant Group Education Commissioner no later than Saturday 3 September 2016. No entry forms will be accepted after this date.

SQUADRON _____ **GROUP** _____

My Squadron is (*mark one only*) ☐ **MALE** ☐ **FEMALE** ☐ **MIXED**

Education Display: Yes No

Please circle either Yes or No. Special requirements should be noted on entry form.

If "Yes" is indicated:

Total squadron membership as at 30th June 2016: Cadets:

Officers:

Participation in the Education Display:

Cadets:

Officers:

Essay Competition

Junior Project Books: Please indicate number

Cadet Essays: Please indicate number

Senior Essays: Please indicate number

Squadron O.C. _____
NAME (PLEASE PRINT)

SIGNATURE

Date _____



2016 AAL REVIEW - MODELLING ENTRY FORM

[illegible]

Competition	Codes for Age Groups			
	8-11	12-14	15-17	18+
Kites	K1	K2	N/A	N/A
Plastic Model – Aircraft (1/72 Scale and Smaller)	P3	P4	P5	P6
Plastic Model – Aircraft (1/48 Scale and Larger)	P7	P8	P9	P10
Plastic Model – Open	P11	P12	P13	P14
Plastic Model – Group Build (1/72 Scale Supermarine Spitfire)	P15	P16	P17	P18
Diorama - Aircraft Related Only	D19	D20	D21	D22
Air Activities Balsa Model Flight Competition	B23	B24	B25	B26

G.E.C. : _____ Date : _____

**All entries to be returned to the relevant Group Education Commissioner by
Saturday 3 September 2016.**